



Q.C. Witness International Co., Ltd.

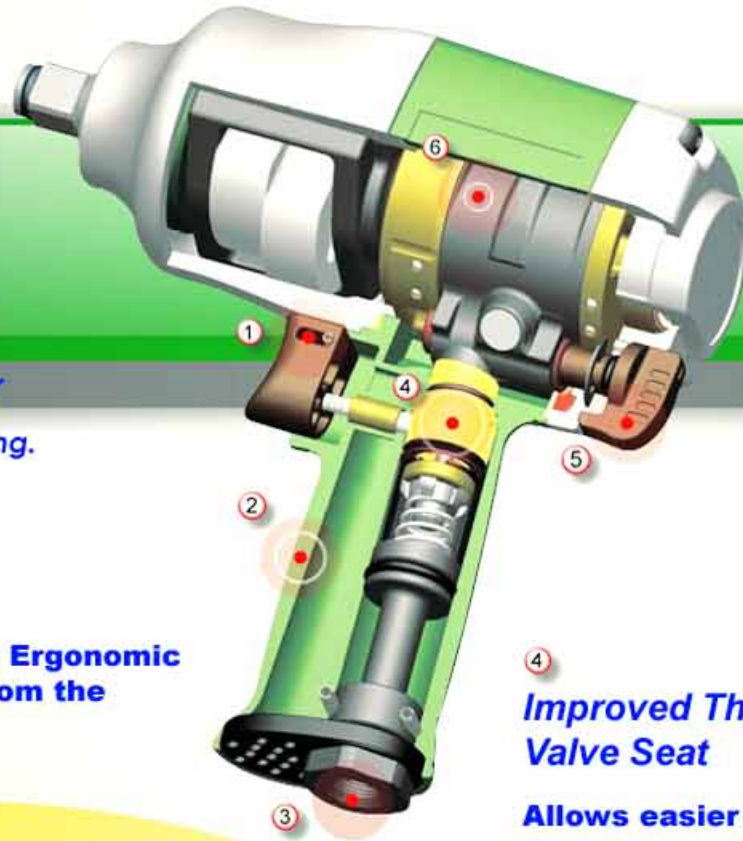
TEL:886-2-8809-9922(rep.) FAX: 886-2-8809-9955

20 F., NO.29, SEC.2 JUNG JENG E. RD., DANSHUEI JEN, TAIPEI HSIEN, 251 TAIWAN



Super Duty Impact Wrench

Patent under progress worldwide



1
**End Cap
Slider - Guide Trigger**
Designed for easy operating.

2
Composite Grip
Super lightweight, Ergonomic design isolating from the coldness.

6
**Three - way
Air Inlet Function**
Increases 10% and more of horsepower delivery than same level tools.

4
**Improved Throttle
Valve Seat**
Allows easier maintenance.

5
Air Regulator
Both forward and reverse directions contain 4 section of speed selection.

3
Improved Air Inlet
Effectively reduces the damage and loose of thread.

MODEL : AT-011450
SQ.DR. : 3/8" 、 1/2" 、 3/4"
MAX.Torque : 250~1200 ft-lb(813 N.M)



Q.C. Witness International Co., Ltd.

20 F., NO.29, SEC.2 JUNG JENG E. RD., DANSHUEI JEN, TAIPEI HSIEN, 251 TAIWAN

TEL:886-2-8809-9922(rep.) FAX: 886-2-8809-9955 E-mail: davidchuang@qcwitness.com.tw



Composite Impact Wrench



AT-010981T



3/8" Twin Hammer

Square Drive	3/8"
Bolt Capacity	1/2" (13mm)
Max Torque	280 FT-LB (39KG-M, 380N-M)
Free Speed	10,000 R.P.M.
Air Consumption	10.6 CFM
Air Inlet	1/4"
Air Pressure	90 PSI
Overall Length	170 mm
Net Weight	1.2 kg
Air Hose	10 mm
Handle Exhaust	10 mm

*PACKING 10 PCS / CTN / 12kg / 13kg / 1'



AT-010982T



1/2" Mini Twin Hammer

Square Drive	1/2"
Bolt Capacity	1/2" (13mm)
Max Torque	320 FT-LB (44KG-M, 434N-M)
Free Speed	10,000 R.P.M.
Air Consumption	10.6 CFM
Air Inlet	1/4"
Air Pressure	90 PSI
Overall Length	170 mm
Net Weight	1.2 kg
Air Hose	10 mm

*PACKING 10 PCS / CTN / 12kg / 13kg / 1'



AT-011281T



1/2" Twin Hammer

Square Drive	1/2"
Bolt Capacity	5/8" (16mm)
Max Torque	1000 FT-LB (138KG-M, 1356N-M)
Free Speed	10,000 R.P.M.
Air Consumption	13 CFM
Air Inlet	1/4"
Air Pressure	90 PSI
Overall Length	193 mm
Net Weight	2.02 kg
Air Hose	10 mm

*PACKING 10 PCS / CTN / 20.2kg / 21.2kg / 1.4'

OPTION : AT011281T2 with 2" Anvil

*PACKING 10 pcs / CTN / 21.2kg / 22.2kg / 1.4'



Q.C. Witness International Co., Ltd.

20 F., NO.29, SEC.2 JUNG JENG E. RD., DANSHUEI JEN, TAIPEI HSIEN, 251 TAIWAN

TEL:886-2-8809-9922(rep.) FAX: 886-2-8809-9955 E-mail: davidchuang@qcwitness.com.tw



Composite Impact Wrench

AT-011281P CE **1/2" New Pin Clutch**

Square Drive	1/2"
Bolt Capacity	5/8" (16mm)
Max Torque	900 FT-LB (124KG-M, 1200 N-M)
Free Speed	10,000 R.P.M.
Air Consumption	13 CFM
Air Inlet	1/4"
Air Pressure	90 PSI
Overall Length	208 mm
Net Weight	2.06 kg
Air Hose	10 mm

***PACKING** 10 PCS / CTN / 20.6kg / 21.6kg / 1.4'

OPTION : AT011281P2 with 2" Anvil

***PACKING** 10 pcs / CTN / 21.6kg / 22.6kg / 1.4'



AT-011930T CE **3/4" Mini Twin Hammer**

Square Drive	3/4"
Bolt Capacity	1" (26mm)
Max Torque	1000 FT-LB (138KG-M, 1356N-M)
Free Speed	9,000 R.P.M.
Air Consumption	13.7 CFM
Air Inlet	1/4"
Air Pressure	90 PSI
Overall Length	200 mm
Net Weight	2.2 kg
Air Hose	10 mm

***PACKING** 10 PCS / CTN / 22kg / 23kg / 1.4'

OPTION : AT011930T6 with 6" Anvil

***PACKING** 8 pcs / CTN / 21kg / 22kg / 1.9'









AT-012581T CE **1" Twin Hammer**

Square Drive	1"
Bolt Capacity	1-5/8" (41mm)
Max Torque	1500 FT-LB (207KG-M, 2034N-M)
Free Speed	4,000 R.P.M.
Air Consumption	15.8 CFM
Air Inlet	3/8"
Air Pressure	90 PSI
Overall Length	256 mm
Net Weight	5.1 kg
Air Hose	13 mm



Q. C. Witness International Co., Ltd.

 <p>▶ AT1001 1" HEAVY DUTY IMPACT WRENCH AT1001L 1" HEAVY DUTY IMPACT WRENCH</p>	 <p>▶ AT1002 1" HEAVY DUTY IMPACT WRENCH</p>
 <p>▶ AT1003 1" HEAVY DUTY IMPACT WRENCH AT1003L 1" HEAVY DUTY IMPACT WRENCH</p>	 <p>▶ AT1004 1" HEAVY DUTY IMPACT WRENCH</p>
 <p>▶ AT1005 1" HEAVY DUTY IMPACT WRENCH</p>	 <p>▶ AT1006 1" HEAVY DUTY IMPACT WRENCH</p>

MODEL NO.	TORQUE		FREE SPEED	AIR PRESSURE		NET WEIGHT		LENGTH		INLET		CLUTCH TYPE
	ft/lb	kg-m	RPM	psi	bar	lb	kg	in	mm	NPT	PT	
AT1001	1,800	248	3,500	90	6.2	22.2	10	15-3/4	400	1/4"		Pin-Clutch
AT1001L	1,800	248	3,500	90	6.2	24.2	11	22-7/8	580	1/4"		Pin-Clutch
AT1002	1,400	193	4,000	90	6.2	28.6	13	21-1/2	550	1/4"		Rocking-Dog
AT1003	1,200	166	3,500	90	6.2	26.2	12	15-3/4	400	1/4"		Rocking-Dog
AT1003L	1,200	166	3,500	90	6.2	28.4	13	22-7/8	580	1/4"		Rocking-Dog
AT1004	1,200	166	3,500	90	6.2	22.2	10	15-3/4	400	1/4"		Rocking-Dog
AT1005	1,800	248	3,500	90	6.2	19.8	9	11-7/8	300	1/4"		Pin-Clutch
AT1006	1,400	193	3,500	90	6.2	22.4	10.2	10-5/8	270	1/4"		Pin-Hammer



 <p>▶ AT1008 1" HEAVY DUTY IMPACT WRENCH</p>	 <p>▶ AT1020 3/4 " HEAVY DUTY IMPACT WRENCH</p>
 <p>▶ AT1021 3/4 " HEAVY DUTY IMPACT WRENCH</p>	 <p>▶ AT1030 1/2" SUPER DUTY IMPACT WRENCH</p>
 <p>▶ AT1031 1/2" PROFESSIONAL IMPACT WRENCH</p>	 <p>▶ AT1032 1" HEAVY DUTY IMPACT WRENCH</p>

MODEL NO.	TORQUE		FREE SPEED RPM	AIR PRESSURE		NET WEIGHT		LENGTH		INLET		CLUTCH TYPE
	ft/lb	kg-m		psi	bar	1b	kg	in	mm	NPT	PT	
AT1008	1,100	152	5,500	90	6.2	12.2	5.5	8-1/2	216	1/4"		Twin-Hammer
AT1020	700	97	4,500	90	6.2	10.6	4.8	9-3/4	248	1/4"		Pin-Clutch
AT1021	500	69	4,800	90	6.2	10.6	4.8	9-1/2	243	1/4"		Rocking-Dog
AT1030	400	55	7,000	90	6.2	5.6	2.3	6-3/4	171	1/4"		Twin-Hammer
AT1031	400	55	7,000	90	6.2	5.6	2.7	7-1/2	90	1/4"		Pin-Clutch
AT1032	400	55	7,000	90	6.2	5.1	2.3	7-1/2	90	1/4"		Pin-Clutch



Q. C. Witness International Co., Ltd.

 <p>AT1033 1/2" HEAVY DUTY IMPACT WRENCH</p>	 <p>AT1040 3/8 " IMPACT WRENCH</p>
 <p>AT1041 3/8 " IMPACT WRENCH</p>	 <p>AT1042 3/8 " PISTOL TYPE IMPACT WRENCH</p>
 <p>AT1043 1/2" PISTOL TYPE IMPACT WRENCH</p>	 <p>AT1044 3/8" BUTTERFLY IMPACT WRENCH</p>

MODEL NO.	TORQUE		FREE SPEED	AIR PRESSURE		NET WEIGHT		LENGTH		INLET		CLUTCH TYPE
	ft/lb	kg-m	RPM	psi	bar	1b	kg	in	mm	NPT	PT	
AT1033	320	45	7,000	90	6.2	5.0	2.3	6	153	1/4"		Pin-Clutch
AT1040	160	22	10,000	90	6.2	3.3	1.5	5	127	1/4"		Pin-Clutch
AT1041	125	17	9,500	90	6.2	2.8	1.3	5-7/8	149	1/4"		Pin-Clutch
AT1042	75	10	10,000	90	6.2	2.5	1.1	5	127	1/4"		Rocking-Dog
AT1043	75	10	10,000	90	6.2	2.7	1.2	5-1/2	140	1/4"		Rocking-Dog
AT1044	75	10	10,000	90	6.2	1.9	0.9	6-1/4	163	1/4"		Rocking-Dog



Q. C. Witness International Co., Ltd.



AT1023



AT1038

1/2" SUPER DUTY IMPACT WRENCH



AT1045 3/8 " BUTTERFLY IMPACT WRENCH

MODEL NO.	TORQUE	FREE SPEED	CLUTCH TYPE
	ft/lb	RPM	
AT1023			
AT1038	410	7,000	TWIN-HAMMER
AT1045	160	9,000	PIN-CLUTCH